

IMS◎

#CERSAIE2015
#IMSODESIGN



#CERSAIE2015

Il fiore perfetto è una cosa rara. Se si trascorresse la vita a cercarne uno, non sarebbe una vita sprecata.

La fleur parfaite est chose rare. On pourrait passer sa vie à en chercher une, et ce ne serait pas une vie gâchée.

The perfect blossom is a rare thing. You could spend your life looking for one, and it would not be a wasted life.

#IMSODESIGN

04 Bibulca

08 Very Wood

10 Wood Cladding

12 Slate Cladding

14 Lavabi

Bibulca^{collection}

Colori




White indoor/outdoor



Grey indoor/outdoor



Taupe indoor/outdoor




Black indoor/outdoor

Formati



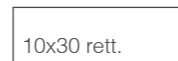
60x60 rett.



30x60 rett.



30x30 rett.



10x30 rett.



15x15 rett.



10x10 rett.



18x21



7,5x15 rett.

Formati Indoor:

60x60 rett. 30x60 rett.
30x30 rett. 10x30 rett.
15x15 rett. 7,5x15 rett.
10x10 rett. 18x21 cm

R9

Formati Outdoor:


60x60 rett. 30x60 rett. cm

R11 A+B+C

Mosaici

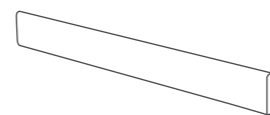


Mosaico 5x5cm 30x30 cm rett.

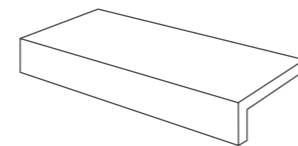


Mosaico Spaccatella 3x3 cm 30x30 cm

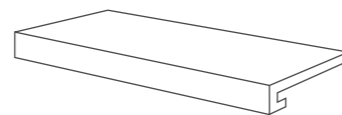
Pezzi speciali



Battiscopa 7,5x60 cm rett.



Gradino a "L" 30x60 cm rett.




Gradone 30x60 cm rett.





Bibulcadecors



Decoro Classic 18x21cm

Decoro Latin 18x21cm

Decoro Orient 18x21cm

Decoro Frame 18x21cm

Decori



Brick 30x60 cm rett.



Brick 30x60 cm rett.



Fantasy 30x60 cm rett.



Fantasy 30x60 cm rett.



VW 01 - Betulla 20x120 cm rett.



VeryB 20x120 cm rett.




VW 02 - Ciliegio 20x120 cm rett.



VeryC 20x120 cm rett.



VW 03 - Noce 20x120 cm rett.



VeryN 20x120 cm rett.





WoodCladding



Natural 4 - 15x60 cm

8



Natural 8 - 15x60 cm

8



Erosion 4 - 15x60 cm

8



Erosion 8 - 15x60 cm

8



White Wash 4 - 15x60 cm

8



White Wash 8 - 15x60 cm

8



Colour 4 - 15x60 cm

8



Colour 8 - 15x60 cm

8

SlateCladding



Cross - 15x45 cm

8




Square - 15x45 cm

8



Vein - 15x45 cm

8



Lavabi



Secchio 40x30 cm **27**



Cassetta 40x60x20 cm **31**



Copertone 55x20 cm **33**



Puzzle Travertino noce 69x44,5x10 cm **33**



Puzzle Travertino chiaro 69x44,5x10 cm **33**



Puzzle Basalto nero 60,5x42x10 cm **36**



Puzzle Bianco 69x44,5x10 cm **36**

CARATTERISTICHE TECNICHE DEI MATERIALI IN GRÈS PORCELLANATO CERAMICO AD ALTA RESISTENZA
CLASSIFICAZIONE SECONDO NORME UNI EN 14411 - ISO 13006 - App. G - Gruppo Bla GL
TECHNICAL CHARACTERISTICS OF THE MATERIALS IN HIGHLY RESISTANT PORCELAIN STONEWARE
CLASSIFICATION IN ACCORDANCE WITH UNI EN 14411 - ISO 13006 - App. G - Standards Bla GL



HOTEL
HOTEL



ABITAZIONI
HOUSES



PORTICATO
PORCH

Caratteristiche di qualità Quality characteristics	Norma UNI EN ISO Norm	Valore prescritto Fixed value			Valore medio IMSO IMSO mean value
		Requisiti per le dimensioni nominali N			
		7 cm ≤ N < 15 cm (mm)	N ≥ 15 cm (%)	(mm)	
Lunghezza e larghezza . Length and width Spessore . Thickness Rettilinearità lati . Warpage of edges Ortogonalità . Wedging Planarità . Flatness Qualità della superficie Surface Quality	10545-2	± 9 mm	± 0,6%	± 2,0 mm	conforme alla norma conforms to standard
		± 0,5 mm	± 5%	± 0,5 mm	
		± 0,75 mm	± 0,5%	± 1,5 mm	
		± 0,75 mm	± 0,5%	± 2,0 mm	
		± 0,75 mm	± 0,5%	± 2,0 mm	
		il 95% delle piastrelle deve essere esente da difetti visibili A min. of 95% of the tiles shall be free from visible defects			
Assorbimento d'acqua Water absorption	10545-3	$E_b \leq 0,5\%$ - max individuale 0,6% $E_b \leq 0,5\%$ - individual 0,6%			conforme alla norma conforms to standard
Resistenza alla flessione in N/mm ² Bending strength in N/mm ²	10545-4	minimo 35 N/mm ² - valore singolo 32 N/mm ² minimum 35 N/mm ² - minimum single 32 N/mm ²			> 38 N/mm ²
Resistenza all'urto Shock resistance	10545-5	non richiesto not required			COR > 0,73
PEI Resistenza all'abrasione Abrasion resistance	-	-			-
Coefficiente di dilatazione termica lineare Coefficient of linear thermal expansion	10545-8	non richiesto not required			$\alpha \leq 7 \cdot 10^{-6}/^{\circ}\text{C}$
Resistenza agli sbalzi termici Thermal shock resistance	10545-9	richiesto required			resistente resistant
Determinazione della resistenza al cavillo Glaze crazing resistance	10545-11	richiesto required			resistente resistant
Resistenza al gelo Frost resistance	10545-12	richiesto required			resistente resistant
Resistenza all'attacco chimico Chemical resistance	10545-13	classe B minimo group B minimum			conforme alla norma conforms to standard
Resistenza alle macchie Stain resistance	10545-14	classe 3 minimo group 3 minimum			classe 5 group 5
Piccole differenze di colore Determination of small colour differences	10545-16	$\Delta E_{cmc} < 0,75$			conforme alla norma conforms to standard

Imballi Packages

Serie	Formato	m ² /Box	Pz/Box	Box/Plt	m ² /Plt	Kg/Box	Kg/Plt
VeryWood	20x120 rett.	0,96	4	48	46,08	28,8	1110
Slate Cladding	15x45	0,4	6	60	24	29	1740
Wood Cladding	15x60	0,9	10	50	45	9	450
Bibulca	60x60 rett.	1,08	3	40	43,2	21,88	875
	30x60 rett.	1,08	6	48	51,84	21,71	1042
	18x21	0,459	16	100	45,9	9,64	964
Pezzi speciali	Nome	Formato	Pz/Box	Nome	Formato	Pz/Box	
	Battiscopa	7,5x60 rett.	10	Mosaico	5x5 rett.	6	
	Decoro Brick	30x60 rett.	4	Gradone	30x60 rett.	2	
	Decoro Fantasy	30x60 rett.	4	Gradino a "L"	30x60 rett.	2	
	Mosaico Spaccatella	3x3 rett.	6				



Bibulca
10 mm

Very Wood
10 mm

Wood Cladding
10-20 mm

Slate Cladding
10-20 mm

IMSO

#CERSAIE2015
#IMSODESIGN

IMSO Ceramiche s.r.l.

Via Statale 467 n.63
42013 Casalgrande (RE)
P.Iva 01646810356
Tel +39 0522 999135
Fax +39 0522 999105

Sales Manager:

cristiano@imsoceramiche.com
giancarlo@imsoceramiche.com
gabriele@imsoceramiche.com

Sales Assistant:

antonella@imsoceramiche.com
roberta@imsoceramiche.com

Account Administration:

paola@imsoceramiche.com
nadia@imsoceramiche.com

www.imsoceramiche.com
info@imsoceramiche.com



IMSO Srl