

MIRROR CABINETS AND MIRRORS



Art.-Nr.: 03507/030301 Katalog Spiegelschränke und Spiegel, englisch (UK), 05/14

MIRROR CABINETS 8-61

EDITION 11 12-17

EDITION 300 18-19

ELEGANCE 20-21

ROYAL 60 22-25

ROYAL REFLEX 26-27

ROYAL UNIVERSE 28-31

ROYAL MIRROR CABINETS 32-61

LIGHT AND MIRROR 64-87

EDITION 11 68-73

EDITION 300 74-79

ELEGANCE 80-83

ROYAL 60 84-85

ROYAL REFLEX 86-87

COSMETIC MIRRORS 88-101

PRODUCT OVERVIEW 104-129

MIRROR CABINETS 105-122

LIGHT AND MIRROR 123-129

A FASCINATION FOR THE BATHROOM



Hartmut Dalheimer, Managing Director



Engelbert Himrich, Managing Partner



Sensuousness and sensibility – KEUCO’s passion for the bathroom runs through its veins, and this is evident in our products. A KEUCO bathroom awakens the emotions. It is an intimate place of well-being. It conveys elegance and luxury, and it combines aesthetics, ergonomics and functionality.

In no other room is this challenge more exciting and demanding than the bathroom. That is why this fascination still drives us forward. Since its founding in the year 1953, our company, which is still family-run today, has undergone a rapid and sustained transformation. From market leader for high quality bathroom accessories, KEUCO has evolved into the brand for the bathroom, with a wide assortment of furniture, fittings, accessories and mirror cabinets and from our early days we focused on offering concepts of complete bathroom furnishings.

Important factors contributing to our success are the contemporary, technically innovative products, the highest standard of quality, a clear orientation towards design, and state-of-the-art manufacturing facilities. Today, KEUCO products are sold around the world, and are market leaders in many areas. They are the result of intensive development work, the use of the best materials, and the most careful workmanship. We combine high-tech manufacturing and involved hand craftsmanship to achieve optimum results. KEUCO quality sets standards: Our products will convince you by their immaculate surfaces, maximum longevity, and perfect functionality. Each article is examined individually before being shipped out.

At KEUCO, the subject of design already played a pivotal role long before it even became a general topic of conversation. Our understanding of design involves striving to achieve classic-modern aesthetics that retain their contemporary feel, even after many years of use. Whether designed in-house or in cooperation with internationally recognized designers – KEUCO products are regularly distinguished by renowned awards.

But timeless design and long-lasting product quality are only two aspects of our sustainability philosophy. Equally important are responsible company management, and resource-saving production – with the help of our own water conditioning system for our electroplating plant, for example. We view the label “Made in Germany” as commitment to the kind of company management that aims to secure jobs in the long term.

KEUCO products are made in our own production plants in Hemer, Gütersloh and Bünde. Inland production provides us with a close proximity that is essential, so that we can develop and utilize the know-how of our employees on a long term basis, and so achieve seamless quality management. And that makes “Made in Germany” a promise of quality.



MIRROR CABINETS


BEAUTIFUL OUTSIDE, SMART INSIDE



THE MULTIFUNCTIONAL SPACE SAVER

Our passion for mirror cabinets has many causes. One of them is the fact they are veritable space savers. They create room for a large quantity of bathroom accessories, without robbing you of any precious space in the bathroom. This is where KEUCO has always had an eye for optimum convenience at the washbasin. Various height and width formats, various methods of opening – upwards or with one or several doors – vertical or horizontal lighting, mirrors inside and out, flexible interior features with numerous glass or aluminium shelves, and optionally with drawers and the ability to mount the mirror cabinet on or in the wall. With such an enormous range of possibilities, every wish can be granted.







With their formal minimalist design, the EDITION 11 mirror cabinet and light mirror become the centre of attention. Particularly remarkable are the wide light wings on the sides. At closer inspection they turn out to be pivotable, each revealing a mirror that can be pivoted out. So the mirror cabinet and the light mirror both offer a perfect all-round view. At the same time, the intelligent lighting concept always provides individually adjustable, optimal illumination for the face.

The EDITION 11 mirror cabinet also offers high quality and functional features inside, with a slidable interior cosmetic mirror in addition to the rear wall mirror. In tune with the times, Bluetooth and loudspeakers offer a sound system for your favourite music.



ELEGANCE AND COMFORT OF THE HIGHEST STANDARD



The generosity of these EDITION 11 mirror cabinets not only impresses on the outside, but on the inside too. For example, the full mirroring of the rear wall and the inner surfaces of the doors, satin grips, the conveniently placed sockets, an optimal sound system, and many more details.

The model with doors opening to the side is available in panorama sizes up to 2800 mm. In addition to the standard widths of 700, 1050 and 1400 mm more widths can be configured by using freely combinable individual modules of 350 or 700 mm.






In the mirror cabinets that have upwardly-opening doors, not only do the integrated light boxes produce a distinctive overall setting, but also perfect, glare-free vision. Inside, the freely-positionable glass shelves also provide space for tall bathroom utensils. The interior mirror can be slid freely in front of the shelves, so it can always be positioned where it is needed.



Please note: All switches and sockets pictured in this brochure are continental fittings.



The ELEGANCE mirror cabinet with its characteristic light shades also shines out thanks to its interior details—for example, with the mirroring of the rear wall and the insides of the doors, with height-adjustable glass shelves and two internal sockets and seals all round, providing optimal protection inside against moisture and dust.

Please note: All switches and sockets pictured in this brochure are continental fittings.



Speaking of mirror cabinets, the ROYAL 60 furnishing range has a lot to offer too. For example the fitted mirror cabinet with lateral lighting, with a design that is just as clear as it is minimalist. Installed flush with the wall, it has that certain "je ne sais quoi" of noble interior furnishing. Naturally inside it is furnished with the KEUCO-typical comfort. For example with complete rear-wall mirroring, electric sockets and much more.

Beyond that ROYAL 60 also offers an attractive assortment of slender furniture for contemporary bathroom furnishing.



Basin mixer and accessories COLLECTION MOLL



Basin mixer and accessories EDITION 11





ROYAL REFLEX offers mirror cabinets in KEUCO's usual outstanding quality – suitable for all ROYAL REFLEX washbasin sizes, from double washbasins to a narrow version for guest bathrooms. Glass shelves provide plenty of storage space behind the mirrored doors on both sides of the cabinet. Two internal sockets and the external light switch ensure perfect functionality.

Please note: All switches and sockets pictured in this brochure are continental fittings.




Basin mixer and lotion dispenser ELEGANCE



The particularly slim design of the ROYAL UNIVERSE lights was made possible by the use of space-saving LED technology. Modern semiconductor technology provides high light output with significantly reduced energy use – and emits a pleasant, warm white light. Thanks to the freely positionable glass shelves, the storage space inside can be adjusted to suit personal use.

ROYAL UNIVERSE can be combined with any kind of bathroom furniture and style. Behind the revolving doors, which have mirrors on both sides, there is ample space for care and cosmetic utensils. At the same time it provides a luxuriant panorama view.



Basin mixer PLAN blue



ROYAL MIRROR CABINETS

FOR EVERYONE
WHO PREFERS
TO LOOK AHEAD





OF SPACE AND LIGHT

The wall above and beside the washbasin can be so much more than mere utility space. ROYAL mirror cabinets are compelling evidence of this.

Harmonious form, soft luminance and flexible storage space: Unite the practical with the timelessly beautiful. Regardless how much you need to store, there's room for everything inside the high quality body, behind the elegant mirror doors.





ROYAL INTEGRAL mirror cabinets are designed for recessed installation. The vertical light boxes that underline the sleek elegance of ROYAL INTEGRAL are a characteristic feature.

The high level of quality and the excellent workmanship of ROYAL INTEGRAL make it remarkable in every detail – for example the softly closing doors. ROYAL INTEGRAL is framed by a surrounding chrome strip which is available in two widths to adapt to different installation situations.



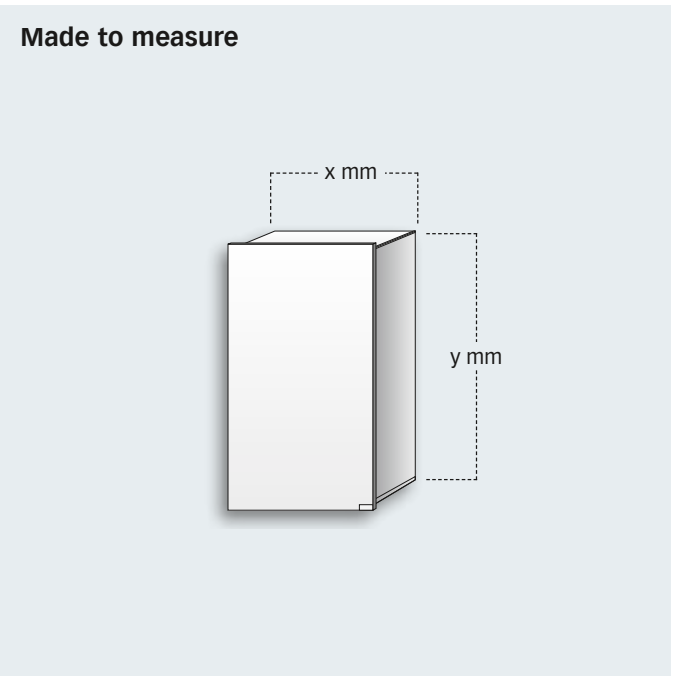
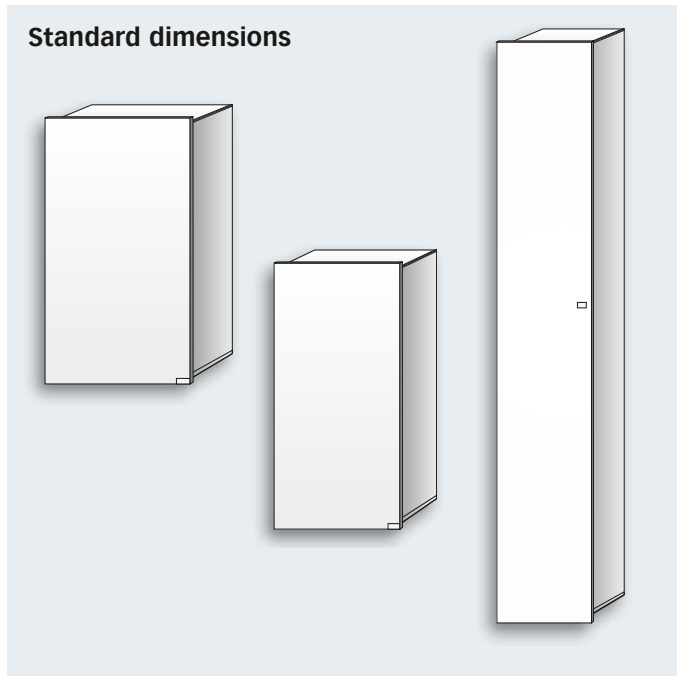

On the inside of its aluminium body ROYAL INTEGRAL offers an amazing amount of flexibility. Thanks to innovative technology, the glass shelves can be flexibly arranged on the slotted rear wall to make room for larger objects.



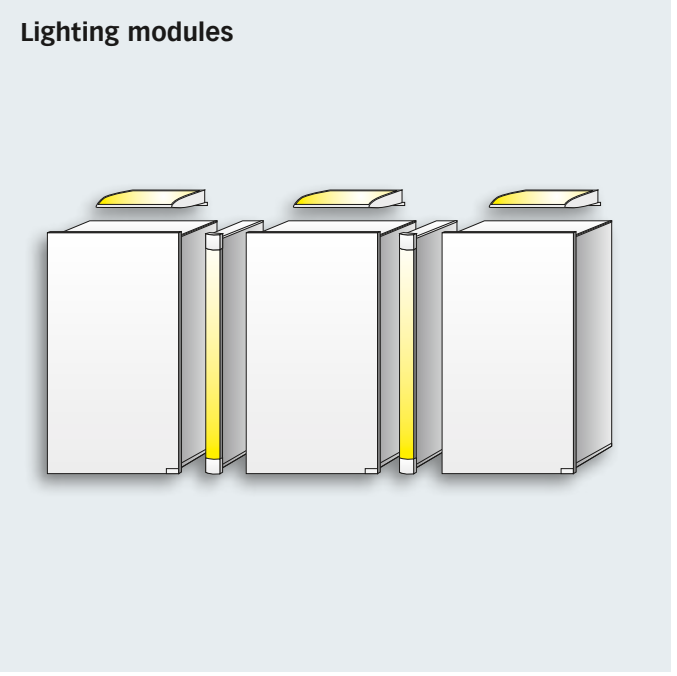


With its side lights, ROYAL METROPOL is a real eye-catcher on the wall. The upward-opening door reveals the likewise mirrored cabinet interior. Simply closer up: A laterally movable inside mirror is also mounted in front of the glass shelves and can be moved to in front of the face if need be.

KEUCO



ROYAL MODULAR offers an enormous range of combinations. Choose between different sizes or a custom-made product. Put together a personal lighting solution. Combine two, three or more cabinet modules. Get creative, because genuine dream bathrooms don't come off the peg.



Basin mixer and accessories PLAN




With the versatile modular system from ROYAL MODULAR, you can create your own perfect mirror cabinet – on the right, for example, an ensemble consisting of centre module, two side basis modules and two T5 lighting modules. The modules are available in various widths and with a height of 700 or 1000 mm as desired. They are suitable for non-recessed and recessed wall mounting.



Please note: All switches and sockets pictured in this brochure are continental fittings.

Basin mixer and accessories EDITION 300



The ROYAL 10 is the entry level model in the KEUCO mirror cabinet family. Since nobody likes to do without comfort, we have furnished ROYAL 10 with dignified features just like its bigger colleagues. Three vertically adjustable glass shelves, illumination, electric socket and light switch are also included. And if you want to establish an effective accent in the bathroom, you can also choose the indirect uplighter.

Please note: All switches and sockets pictured in this brochure are continental fittings.



Basin mixer PLAN, accessories CITY.2



The characteristic full mirroring makes it unmistakable: The KEUCO design classic, ROYAL 30. The mirror cabinets come in various widths and with up to four doors, so they are suitable for every wash area. That gives you the freedom to get on with your planning. And if you would like even more mirrors in the bathroom: The ROYAL 30 range also offers tall units with heights up to 1600 mm.



Basin mixer and accessories PLAN



The ROYAL 35 mirror cabinet from KEUCO makes its appearance like a flexible jewel in the bathroom. With its noble appearance, silver-anodized aluminium body and individual features it provides optimal lighting simultaneously for face and room. Because, the intelligent lighting concept also incorporates a ceiling floodlight.

Order is provided by exclusive interior features, optionally with drawers including fully openable drawer on ball-bearing runners, and cosmetic mirror. ROYAL 35 is also available as two-door model.

Please note: All switches and sockets pictured in this brochure are continental fittings.

Basin mixer and accessories PLAN







The attractiveness of ROYAL T1 mirror cabinet models comes not only from their elegant shape, but also their intelligent lighting concept. Throwing gentle light into the room through satin light-holes in the mirror, the interior lighting produces a cosy atmosphere. With the cabinet opened, your face is ideally illuminated. And thanks to the two double mirror doors, one can see oneself from behind. In addition to a practical electric socket, the interior features include three height-adjustable glass shelves for orderliness. The ROYAL T1 is spray-water protected so it is suitable for moist rooms in compliance with protection class IP44.






The ROYAL T1 INTEGRAL mirror cabinet for wall installation takes hardly more space than a mirror as the storage is neatly hidden in the cavity wall. Visually, the new collection consequently follows the elegant design and intelligent lighting system of the ROYAL T1. As for the quality of the interior the collection features dust seal, adjustable shelves, shaver socket and an integrated light box providing ample illumination. The ROYAL T1 INTEGRAL is also available without lighting featuring a full-sized mirrored door.



With its innovative and intelligent lighting concept the ROYAL T2 unites design and functionality in an extraordinary way. The special thing about it is the fluorescent tubes mounted on the sides, which radiate a pleasant and uniform light while the doors are both opened and closed. Because, the doors move around the fluorescent tubes when they open. Moreover, opening the doors reveals an illuminated interior, which offers a variety of features and intelligent storage solutions for bathroom utensils.





LIGHT AND MIRROR

BEAUTY HAS TWO ALLIES: LIGHT AND MIRROR



PUT YOU AND YOUR BATHROOM ON CENTRE STAGE



Pleasing to the eye: KEUCO's mirrors and lighting in the bathroom always put you in the best light, diffusing the light rather than dazzling. Our thought through designs create a relaxing ambience, leaving you with a feeling of well being.

Basin mixer and towel holder EDITION 11

PERFECTION FROM EVERY ANGLE

One special feature of the light mirrors of the EDITION 11 range are their lateral lights that can be freely positioned so that diffused light always shines on the face at the desired angle. At the same time, the intelligent lighting concept always provides individually adjustable, optimal illumination for your face.







The light mirror for the guest bathroom not only presents a handy, but also elegant innovation: Two LED illuminated panels, which at the same time serve the function as a shelf.





The light mirrors perpetuate the clear and geometrical style of EDITION 300. Their various formats and lighting solutions satisfy individual requirements.



The light mirrors from the EDITION 300 range illuminate the face from all angles without any glare. The four fluorescent tubes hidden under the frame make sure of this. EDITION 300 also offers the appropriate sizes for guest bathrooms. The vertical illumination ensures a pleasant light.





With their wide variety of sizes, ELEGANCE light mirrors can be adapted to every kind of furnishing concept – from guest WC to family bathroom with double washbasin. Their rounded corners harmoniously reflect the soft lines of ELEGANCE. Illumination for your face and the room can be switched separately.







Basin mixer and accessories EDITION 11

The ROYAL 60 furnishing concept offers you an array of aesthetically pleasing light mirrors. The light radiating out of the vertical light strips can be switched separately as mirror or room light.



Accessories EDITION 11



ROYAL REFLEX light mirrors are framed by lateral light modules which illuminate the face evenly. They are available in widths up to 1300 mm.



Basin mixer and lotion dispenser ELEGANCE

COSMETIC MIRRORS



PERSONALITY IN FOCUS



ELEGANT HELPERS

Indispensable for everyone who likes to take a closer look: The wide selection of cosmetic mirrors from KEUCO. Whether with or without light, as floor model or for wall mounting, KEUCO offers the right high-quality and beautifully shaped solution for every preference.





Now that's an eye-catcher: Cosmetic mirrors of every kind and with many kinds of adjustment options. After all, not only should your bathroom look good, but you should too.





The iLook could become your constant companion because it doesn't only suit the bathroom but fits in every handbag. With its battery operated, non-glare LED semiconductor technology and distortion-free optics the iLook meets professional standards. The model offers a wide array of setup options and if desired is also available with wall installation rail and additional mains adapter.





As a practical utensil for your daily beauty routine, KEUCO's cosmetic mirror iLook_move is particularly impressive thanks to its high quality mirror surface and the slim, elegant design – either round or rectangular, with or without light. But also the innovative unusually refined and durable hinge technology leaves nothing to be desired. With only one grip you can adjust the height of the mirror, the distance to your face, turn it to the side and tilt it for an ideal angle. Designed by Tesseraux + Partner, the glare-free lighting technology with a magnification factor of five has an elegant glass touch panel which offers two different light colours: One for daylight, as also used in professional beauty salons and a second light colour, warm white – a flattering light which, for example, is ideal for ensuring your evening make-up is just perfect. What is absolutely unique is that the two light colours are infinitely variable.

DESIGN PLUS
powered by: **ISH**





Whether with one light colour or an elegant glass control panel with touch sensors, the iLook_move is hightech for beauty care and at the same time is also a perfectly shaped gem that gives off a sensual aura of elegance. The LED lamps are durable and power consumption is minimal. If a concealed installation is not possible in your bathroom, then a version with a wall plug transformer is available.



WE'RE PASSIONATE
ABOUT FLAWLESS PRODUCTS



PRODUCT OVERVIEW



21101

21101**Mirror cabinet**

1 lift up door made from double-sided crystal mirror, interior rear wall mirrored,
2 laterally illuminated side wings,
each pivoting up to 90 degrees with tilting mirror

Lighting:

– fluorescent lamps (4 x 14 W T5)

Features:

- 1 exterior pull switch
- 1 interior socket
- 1 sliding interior mirror (180 x 550 mm)
with height-adjustable cosmetic mirror
- 3 height adjustable glass shelves with brackets
additionally with integrated Bluetooth soundsystem

Dimensions (w x h x d): 1050 x 610 x 155 mm



21102

21102**Mirror cabinet**

1 lift up door made from double-sided crystal mirror, interior rear wall mirrored,
2 laterally illuminated side wings,
each pivoting up to 90 degrees with tilting mirror

Lighting:

– fluorescent lamps (4 x 14 W T5)

Features:

- 1 exterior pull switch
- 1 interior socket
- 1 sliding interior mirror (180 x 550 mm)
with height-adjustable cosmetic mirror
- 3 height adjustable glass shelves with brackets
additionally with integrated Bluetooth soundsystem

Dimensions (w x h x d): 1400 x 610 x 155 mm



21103

21103**Mirror cabinet**

1 lift up door made from double-sided crystal mirror, interior rear wall mirrored,
2 laterally illuminated side wings,
each pivoting up to 90 degrees with tilting mirror

Lighting:

– fluorescent lamps (4 x 14 W T5)

Features:

- 1 exterior pull switch
- 1 interior socket
- 1 sliding interior mirror (180 x 550 mm)
with height-adjustable cosmetic mirror
- 3 height adjustable glass shelves with brackets
additionally with integrated Bluetooth soundsystem

Dimensions (w x h x d): 1750 x 610 x 155 mm



21201



21202



21203/21213

21201
Mirror cabinet
 2 hinged double sided crystal mirror doors, with buffer, interior rear wall mirrored, horizontal illumination, mirrored front panel, room, mirror and interior illumination
 Lighting:
 – fluorescent lamp (1 x 24 W)
 Features:
 width of the inner compartment: 660 mm
 – 1 exterior touch switch
 – 1 interior shaver socket
 – 3 adjustable glass shelves
 – 1 universal shelf
 additionally with integrated Bluetooth soundsystem
 Dimensions (w x h x d): 700 x 887 x 191 mm

21202
Mirror cabinet
 3 hinged double sided crystal mirror doors, with buffer, interior rear wall mirrored, horizontal illumination, mirrored front panel, room, mirror and interior illumination
 Lighting:
 – fluorescent lamp (1 x 39 W)
 Features:
 width of the inner compartments:
 left 330 mm / right 660 mm
 – 1 exterior touch switch
 – 1 interior shaver socket
 – 2 x 3 adjustable glass shelves
 – 1 universal shelf
 additionally with integrated Bluetooth soundsystem
 Dimensions (w x h x d): 1050 x 887 x 191 mm

21203/21213
Mirror cabinet
 4 hinged double sided crystal mirror doors, with buffer, interior rear wall mirrored, horizontal illumination, mirrored front panel, room, mirror and interior illumination
 Lighting:
 – fluorescent lamp (1 x 54 W)
 Features:
 width of the inner compartments:
 left 670 mm / right 670 mm (division of inner compartment ideal for double washbasin)
 or
 left 330 mm / middle 660 mm / right 330 mm (division of inner compartment ideal for single washbasin)
 – 1 exterior touch switch
 – 2 interior shaver sockets
 – 2 x 3 adjustable glass shelves
 – 1 universal shelf
 additionally with integrated Bluetooth soundsystem
 Dimensions (w x h x d): 1400 x 887 x 191 mm

MIRROR CABINET MODULAR SYSTEM FOR WIDTHS OF 1750 MM AND 2100 MM

Basic and switch modules can be combined with each other in any way you like. It is essential to order the lighting module to complete the mirror cabinet.

Electrical components	without sockets	1 socket	1 socket and Bluetooth soundsystem	Dimensions: 1750 mm 2100 mm 2450 mm 2800 mm
Module				
Add-on module without pull switch	 350 mm 700 mm	 350 mm 700 mm		
Switch module with pull switch		 700 mm	 700 mm	
Lighting module				



21240/21241



21250



21260

21240/21241
Mirror cabinet add-on module*
 1 or 2 hinged double sided crystal mirror doors, with buffer, interior rear wall mirrored
 Features:
 – with 1 socket or without socket
 – 3 adjustable glass shelves
 – 1 universal shelf
 Dimensions (w x h x d):
 350 x 770 x 152 mm
 700 x 770 x 152 mm

21250
Mirror cabinet switch module*
 2 hinged double sided crystal mirror doors, with buffer, interior rear wall mirrored
 Features:
 – 1 exterior touch switch
 – 1 shaver socket
 – 3 adjustable glass shelves
 – 1 universal shelf
 additionally with integrated Bluetooth soundsystem
 Dimensions (w x h x d): 700 x 770 x 152 mm

21260
Mirror cabinet lighting module
 horizontal illumination, mirrored front panel, room, mirror and interior illumination
 Lighting:
 – fluorescent lamps
 additionally with integrated loudspeakers
 Fluorescent lamps/Dimensions (w x h x d):
 2 x 39 W / 1750 x 135 x 191 mm
 2 x 39 W / 2100 x 135 x 191 mm
 2 x 54 W / 2450 x 135 x 191 mm
 2 x 54 W / 2800 x 135 x 191 mm

Please note: add-on and switch modules may be combined with each other.
 *To complete light box, the lighting module is absolutely necessary.



30201



30203



30202

30201**Mirror cabinet**

1 lift up double-sided crystal mirror door,
mirrored sides

Body: aluminium, silver anodized

Lighting:

– fluorescent lamps (2 x 14 W T5)

Features:

- 1 exterior pull switch
- 1 interior shaver socket
- 1 adjustable interior mirror (200 x 520 mm)
- 5 adjustable glass shelves

Dimensions (w x h x d): 650 x 650 x 160 mm

30203**Mirror cabinet**

1 lift up double-sided crystal mirror door,
mirrored sides

Body: aluminium, silver anodized

Lighting:

– fluorescent lamps (2 x 21 W T5)

Features:

- 1 exterior pull switch
- 1 interior shaver socket
- 1 adjustable interior mirror (200 x 520 mm)
- 5 adjustable glass shelves

Dimensions (w x h x d): 950 x 650 x 160 mm

30202**Mirror cabinet**

1 lift up double-sided crystal mirror door,
mirrored sides

Body: aluminium, silver anodized

Lighting:

– fluorescent lamps (2 x 28 W T5)

Features:

- 1 exterior pull switch
- 1 interior shaver socket
- 1 adjustable interior mirror (200 x 520 mm)
- 7 adjustable glass shelves

Dimensions (w x h x d): 1250 x 650 x 160 mm



21601

21601**Mirror cabinet**

1 hinged double-sided crystal mirror door,
door hinge optionally left or right,
interior mirrored rear wall and sides

Lighting:

– halogen illumination (2 x 20 W)

Body: aluminium, silver anodized

Features:

- 1 pull switch
- 1 shaver socket
- 3 adjustable glass shelves
- optionally with 1 interior drawer

Dimensions (w x h x d): 500 x 760 x 169 mm



21602

21602**Mirror cabinet**

2 hinged double-sided crystal mirror doors,
interior mirrored rear wall and sides

Lighting:

– halogen illumination (4 x 20 W)

Body: aluminium, silver anodized

Features:

- 1 pull switch
- 1 shaver socket
- 3 adjustable glass shelves
- optionally with integrated RDS radio and/or
- 2 interior drawers

Dimensions (w x h x d): 700 x 760 x 169 mm

21603**Mirror cabinet**

2 hinged double-sided crystal mirror doors,
interior mirrored rear wall and sides

Lighting:

– halogen illumination (4 x 20 W)

Body: aluminium, silver anodized

Features:

- 1 pull switch
- 1 shaver socket
- 3 adjustable glass shelves
- optionally with integrated RDS radio and/or
- 2 interior drawers

Dimensions (w x h x d): 950 x 670 x 169 mm



21604

21604**Mirror cabinet**

3 hinged double-sided crystal mirror doors,
interior mirrored rear wall and sides

Lighting:

– halogen illumination (6 x 20 W)

Body: aluminium, silver anodized

Features:

- 1 pull switch
- 1 shaver socket
- 6 adjustable glass shelves
- optionally with integrated RDS radio and/or
- 2 interior drawers

Dimensions (w x h x d): 1200 x 670 x 169 mm

21605**Mirror cabinet**

3 hinged double-sided crystal mirror doors,
interior mirrored rear wall and sides

Lighting:

– halogen illumination (6 x 20 W)

Body: aluminium, silver anodized

Features:

- 1 pull switch
- 1 shaver socket
- 6 adjustable glass shelves
- optionally with integrated RDS radio and/or
- 2 interior drawers

Dimensions (w x h x d): 1300 x 670 x 169 mm



22101/22111



22102/22112



22103/22113

22101/22111
Mirror cabinet
 for wall hung (22101) or recessed mounting (22111)
 2 hinged double-sided crystal mirror doors,
 with buffer
 interior rear wall mirrored,
 Lighting:
 – fluorescent lamps (2 x 24 W T5)
 Body: aluminium, silver anodized
 Features:
 – 1 sensor switch
 – 1 shaver socket
 – 3 height adjustable glass shelves
 Dimensions (w x h x d):
 – Non-recessed mounting: 700 x 650 x 162 mm
 – Recessed mounting: 700 x 650 x 149 mm

22102/22112
Mirror cabinet
 for wall hung (22102) or recessed mounting (22112)
 2 hinged double-sided crystal mirror doors,
 with buffer
 interior rear wall mirrored,
 Lighting:
 – fluorescent lamps (2 x 24 W T5)
 Body: aluminium, silver anodized
 Features:
 – 1 sensor switch
 – 1 shaver socket
 – 3 height adjustable glass shelves
 Dimensions (w x h x d):
 – Non-recessed mounting: 1050 x 650 x 162 mm
 – Recessed mounting: 1050 x 650 x 149 mm

22103/22113
Mirror cabinet
 for wall hung (22103) or recessed mounting (22113)
 3 hinged double-sided crystal mirror doors,
 with buffer
 interior rear wall mirrored,
 Lighting:
 – fluorescent lamps (2 x 24 W T5)
 Body: aluminium, silver anodized
 Features:
 – 1 sensor switch
 – 1 shaver socket
 – 2 x 3 height adjustable glass shelves
 Dimensions (w x h x d):
 – Non-recessed mounting: 1400 x 650 x 162 mm
 – Recessed mounting: 1400 x 650 x 149 mm



24001



24002



24003



24004



24005

24001
Mirror cabinet
 1 hinged double sided crystal mirror door,
 exterior body sides mirrored,
 with buffer, door hinge optionally left or right,
 Lighting:
 – fluorescent lamps (2 x 18 W)
 Body: aluminium, silver anodized
 Features:
 – 1 exterior pull switch
 – 1 shaver socket
 – 3 adjustable glass shelves
 Dimensions (w x h x d): 500 x 700 x 150 mm

24004
Mirror cabinet
 3 hinged double sided crystal mirror doors,
 exterior body sides mirrored,
 with buffer
 Lighting:
 – fluorescent lamp (1 x 39 W T5 Seamless)
 Body: aluminium, silver anodized
 Features:
 – 1 exterior pull switch
 – 1 shaver socket
 – 6 adjustable glass shelves
 Dimensions (w x h x d): 1000 x 700 x 150 mm

24002
Mirror cabinet
 2 hinged double sided crystal mirror doors,
 exterior body sides mirrored,
 with buffer
 Lighting:
 – fluorescent lamp (1 x 24 W T5 Seamless)
 Body: aluminium, silver anodized
 Features:
 – 1 exterior pull switch
 – 1 shaver socket
 – 3 adjustable glass shelves
 Dimensions (w x h x d): 650 x 700 x 150 mm

24005
Mirror cabinet
 3 hinged double sided crystal mirror doors,
 exterior body sides mirrored,
 with buffer
 Lighting:
 – fluorescent lamp (1 x 54 W T5 Seamless)
 Body: aluminium, silver anodized
 Features:
 – 1 exterior pull switch
 – 1 shaver socket
 – 6 adjustable glass shelves
 Dimensions (w x h x d): 1300 x 700 x 150 mm

24003
Mirror cabinet
 2 hinged double sided crystal mirror doors,
 exterior body sides mirrored,
 with buffer
 Lighting:
 – fluorescent lamps (2 x 24 W T5 Seamless)
 Body: aluminium, silver anodized
 Features:
 – 1 exterior pull switch
 – 1 shaver socket
 – 3 adjustable glass shelves
 Dimensions (w x h x d): 800 x 700 x 150 mm



12701



12702



12703



12704



12705



12706

12701
Mirror cabinet
1 hinged double-sided crystal mirror door, door hinge optionally left or right, mirrored sides,
Lighting:
– LED lamp (1 x 6,5 W)
Body: aluminium, silver anodized
Features:
– 1 exterior touch switch
– 1 interior shaver socket
– 3 height adjustable glass shelves
Dimensions (w x h x d): 500 x 752 x 143 mm

12704
Mirror cabinet
3 hinged double-sided crystal mirror doors, mirrored sides,
Lighting:
– LED lamp (3 x 6,5 W)
Body: aluminium, silver anodized
Features:
– 1 exterior touch switch
– 1 interior shaver socket
– 3 x 3 height adjustable glass shelves
Dimensions (w x h x d): 1000 x 752 x 143 mm

12702
Mirror cabinet
2 hinged double-sided crystal mirror doors, mirrored sides,
Lighting:
– LED lamp (2 x 6,5 W)
Body: aluminium, silver anodized
Features:
– 1 exterior touch switch
– 1 interior shaver socket
– 2 x 3 height adjustable glass shelves
Dimensions (w x h x d): 650 x 752 x 143 mm

12705
Mirror cabinet
3 hinged double-sided crystal mirror doors, mirrored sides,
Lighting:
– LED lamp (3 x 6,5 W)
Body: aluminium, silver anodized
Features:
– 1 exterior touch switch
– 1 interior shaver socket
– 3 x 3 height adjustable glass shelves
Dimensions (w x h x d): 1300 x 752 x 143 mm

12703
Mirror cabinet
2 hinged double-sided crystal mirror doors, mirrored sides,
Lighting:
– LED lamp (2 x 6,5 W)
Body: aluminium, silver anodized
Features:
– 1 exterior touch switch
– 1 interior shaver socket
– 2 x 3 height adjustable glass shelves
Dimensions (w x h x d): 800 x 752 x 143 mm

12706
Mirror cabinet
4 hinged double-sided crystal mirror doors, mirrored sides,
Lighting:
– LED lamp (4 x 6,5 W)
Body: aluminium, silver anodized
Features:
– 1 exterior touch switch
– 1 interior shaver socket
– 4 x 3 height adjustable glass shelves
Dimensions (w x h x d): 1600 x 752 x 143 mm



26015



26004/26014



26006/26016



26009



26012

26015
Mirror cabinet
for recessed mounting
2 hinged double-sided crystal mirror doors, optionally with 8.5 or 15 mm wide edging strip
Lighting:
– fluorescent lamps (4 x 24 W T5)
Body: aluminium, silver anodized
Features:
– 1 pull switch
– 2 shaver sockets
– 8 variably adjustable glass shelves
Dimensions (w x h x d): 1498/1511 x 698/711 x 170 mm

26004/26014
Mirror cabinet
for recessed mounting
1 hinged double-sided crystal mirror door, optionally opening either to the left or right, optionally with 8.5 or 15 mm wide edging strip without illumination
Body: aluminium, silver anodized
Features:
– 1 shaver socket
– 4 or 6 variably adjustable glass shelves
Dimensions (w x h x d): 448/461 x 698/ 711 x 170 mm
448/461 x 998/1011 x 170 mm

26006/26016
Mirror cabinet
for recessed mounting
1 hinged double-sided crystal mirror door, optionally opening either to the left or right, optionally with 8.5 or 15 mm wide edging strip without illumination
Lighting:
– fluorescent lamps 2 x 14 W T5 (26006)
– fluorescent lamps 2 x 21 W T5 (26016)
optionally also without illumination
Body: aluminium, silver anodized
Features:
– 1 shaver socket
– 4 or 6 variably adjustable glass shelves
optionally 1 pull switch
Dimensions (w x h x d): 598/611 x 698/ 711 x 170 mm
598/611 x 998/1011 x 170 mm

26009/26012
Mirror cabinet
for recessed mounting
2 hinged double-sided crystal mirror doors, optionally with 8.5 or 15 mm wide edging strip
Lighting:
– fluorescent lamps (2 x 24 W T5)
Body: aluminium, silver anodized
Features:
– 1 pull switch
– 1 shaver socket
– 6 variably adjustable glass shelves
Dimensions (w x h x d): 898/ 911 x 698/711 x 170 mm
1198/1211 x 698/711 x 170 mm



14001



14002



14003

14001
Mirror cabinet
 1 lift up double-sided crystal mirror door,
 interior rear wall mirrored
 Lighting:
 – fluorescent lamps (2 x 24 W T5)
 Body: aluminium, silver anodized
 Features:
 – 1 exterior pull switch
 – 1 interior shaver socket
 – 3 adjustable glass shelves
 – 1 adjustable interior mirror (180 x 550 mm)
 Dimensions (w x h x d): 800 x 610 x 155 mm

14002
Mirror cabinet
 1 lift up double-sided crystal mirror door,
 interior rear wall mirrored
 Lighting:
 – fluorescent lamps (2 x 24 W T5)
 Body: aluminium, silver anodized
 Features:
 – 1 exterior pull switch
 – 1 interior shaver socket
 – 3 adjustable glass shelves
 – 1 adjustable interior mirror (180 x 550 mm)
 Dimensions (w x h x d): 1000 x 610 x 155 mm

14003
Mirror cabinet
 1 lift up double-sided crystal mirror door,
 interior rear wall mirrored
 Lighting:
 – fluorescent lamps (2 x 24 W T5)
 Body: aluminium, silver anodized
 Features:
 – 1 exterior pull switch
 – 1 interior shaver socket
 – 2 x 3 adjustable glass shelves
 – 1 adjustable interior mirror (180 x 550 mm)
 Dimensions (w x h x d): 1300 x 610 x 155 mm



25004/25014
 25005/25015
 25006/25016

25004/25014
25005/25015
25006/25016
Centre module
 1 hinged double-sided crystal mirror door,
 optionally opening on left or right,
 for recessed or non-recessed mounting
 Body: aluminium, silver anodized
 Features:
 – electric unit (optionally with shaver socket
 and pull switch or only with shaver socket)
 – 2/3 adjustable glass shelves
 – attachment of a maximum 3 lighting modules

3 versions
 Dimensions (w x h x d):
25004/25014
 – Non-recessed mounting: 400 x 700/1000 x 170 mm
 – Recessed mounting: 400 x 700/1000 x 160 mm
25005/25015
 – Non-recessed mounting: 500 x 700/1000 x 170 mm
 – Recessed mounting: 500 x 700/1000 x 160 mm
25006/25016
 – Non-recessed mounting: 600 x 700/1000 x 170 mm
 – Recessed mounting: 600 x 700/1000 x 160 mm



25004/25014
 25005/25015
 25006/25016

25004/25014
25005/25015
25006/25016
Basis module
 1 hinged double-sided crystal mirror door,
 optionally opening on left or right,
 for recessed or non-recessed mounting
 Body: aluminium, silver anodized
 Features:
 – 3 adjustable glass shelves

3 versions
 Dimensions (w x h x d):
25004/25014
 – Non-recessed mounting: 400 x 700/1000 x 170 mm
 – Recessed mounting: 400 x 700/1000 x 160 mm
25005/25015
 – Non-recessed mounting: 500 x 700/1000 x 170 mm
 – Recessed mounting: 500 x 700/1000 x 160 mm
25006/25016
 – Non-recessed mounting: 600 x 700/1000 x 170 mm
 – Recessed mounting: 600 x 700/1000 x 160 mm



25002/25012
 25003/25013

25002/25012
25003/25013
Basis module
 1 hinged double-sided crystal mirror door,
 optionally opening on left or right,
 for recessed or non-recessed mounting
 Body: aluminium, silver anodized
 Features:
 – 3 adjustable glass shelves

2 versions
 Dimensions (w x h x d):
25002/25012
 – Non-recessed mounting: 200 x 700/1000 x 170 mm
 – Recessed mounting: 200 x 700/1000 x 160 mm
25003/25013
 – Non-recessed mounting: 300 x 700/1000 x 170 mm
 – Recessed mounting: 300 x 700/1000 x 160 mm



25053/25054



25000/25010



25000

25053/25054

Basis module

1 hinged double-sided crystal mirror door, optionally opening on left or right, for recessed or non-recessed mounting

Body: aluminium, silver anodized

Features:

- 6 adjustable glass shelves

2 versions

Dimensions (w x h x d):

25053

- Non-recessed mounting: 300 x 1600 x 170 mm

- Recessed mounting: 300 x 1600 x 160 mm

25054

- Non-recessed mounting: 400 x 1600 x 170 mm

- Recessed mounting: 400 x 1600 x 160 mm

25000/25010

Lighting module T5

optionally for recessed or non-recessed mounting, for mounting on a centre or basis module

300 mm wide or more (minimum 1 centre module with pull switch is necessary)

Lighting:

- fluorescent lamp 1 x 14 W T5 (25000)

- fluorescent lamp 1 x 21 W T5 (25010)

2 versions

Dimensions (w x h x d):

25000/25010

- Non-recessed mounting: 50 x 700/1000 x 175 mm

- Recessed mounting: 50 x 700/1000 x 105 mm

25000

Lighting module halogen

for mounting on a centre or basis module

Lighting:

- halogen illumination (2 x 20 W)

Dimensions (w x h x d): 250 x 50 x 106 mm

All modules are available for recessed or non-recessed wall mounting. For recessed mounting, a depth of 150 mm is necessary. The door closes to the left but can be changed on location.

Attention: For recessed mounting, please enquire with your installation technician regarding the correct measurements for the opening in the wall or plan this at www.royal-modular.de online.



Width according to custom finishing



12601



12602



13801



13802



05402



05403

12601

Mirror cabinet

1 hinged double-sided crystal mirror door, optionally opening on left or right, mirrored sides

Lighting:

- fluorescent lamp (1 x 36 W)

Body: aluminium, silver anodized

Features:

- 1 pull switch
- 1 shaver socket
- 3 adjustable glass shelves

Dimensions (w x h x d): 505 x 700 x 143 mm

12602

Mirror cabinet

2 hinged double-sided crystal mirror doors, mirrored sides

Lighting:

- fluorescent lamp (1 x 24 W)

Body: aluminium, silver anodized

Features:

- 1 pull switch
- 1 shaver socket
- 3 adjustable glass shelves

Dimensions (w x h x d): 665 x 700 x 143 mm

13801/13802

Mirror cabinet

2 hinged double-sided crystal mirror doors, mirrored sides

Lighting:

- fluorescent lamps (2 x 14 W)

Body: aluminium, silver anodized

Features:

- 1 pull switch
- 1 shaver socket
- 3 adjustable glass shelves
- 1 universal tray
- 1 tumbler
- 2 shelf trays

optionally with/without 2 integrated drawers

Dimensions (w x h x d):

700 x 700 x 166 mm

900 x 700 x 166 mm

05402

Mirror cabinet

2 hinged double-sided crystal mirror doors

Lighting:

- fluorescent lamp (1 x 14 W)

Body: aluminium, silver anodized

Features:

- 1 pull switch
- 1 shaver socket
- 3 adjustable glass shelves

Dimensions (w x h x d): 600 x 700 x 141 mm

05403

Mirror cabinet

3 hinged double-sided crystal mirror doors

Lighting:

- fluorescent lamp (1 x 21 W)

Body: aluminium, silver anodized

Features:

- 1 pull switch
- 1 shaver socket
- 2 x 3 adjustable glass shelves

Dimensions (w x h x d): 900 x 700 x 141 mm



43001/43011



43002/43012



43003/43013

43001/43011

Mirror cabinet
Protection class IP44
for recessed installation,
1 hinged double-sided crystal mirror door,
optionally opening on left or right,
with dust seal
Body: aluminium, silver anodized

2 versions

43001
Features:
– with/without fluorescent light tube
(1 x 24 Watt TC-L) and 1 interior light switch
– 1 interior shaver socket
– 2 adjustable glass shelves
Dimensions (w x h x d): 388 x 700 x 115 mm

43011
Features:
– with/without fluorescent light tube
(1 x 24 Watt TC-L) and 1 interior light switch
– 1 interior shaver socket
– 3 adjustable glass shelves
Dimensions (w x h x d): 388 x 1000 x 115 mm

43002/43012

Mirror cabinet
Protection class IP44
for recessed installation,
1 hinged double-sided crystal mirror door,
optionally opening on left or right,
with dust seal
Body: aluminium, silver anodized

2 versions

43002
Features:
– with/without fluorescent light tube
(1 x 36 Watt TC-L) and 1 interior light switch
– 1 interior shaver socket
– 2 adjustable glass shelves
Dimensions (w x h x d): 489 x 700 x 115 mm

43012
Features:
– with/without fluorescent light tube
(1 x 36 Watt TC-L) and 1 interior light switch
– 1 interior shaver socket
– 3 adjustable glass shelves
Dimensions (w x h x d): 489 x 1000 x 115 mm

43003/43013

Mirror cabinet
Protection class IP44
for recessed installation,
1 hinged double-sided crystal mirror door,
optionally opening on left or right,
with dust seal
Body: aluminium, silver anodized

2 versions

43003
Features:
– with/without fluorescent light tube
(1 x 40 Watt TC-L) and 1 interior light switch
– 1 interior shaver socket
– 2 adjustable glass shelves
Dimensions (w x h x d): 591 x 700 x 115 mm

43013
Features:
– with/without fluorescent light tube
(1 x 40 Watt TC-L) and 1 interior light switch
– 1 interior shaver socket
– 3 adjustable glass shelves
Dimensions (w x h x d): 591 x 1000 x 115 mm



05601



05602



05603



05604



05605

05601 IP20

Mirror cabinet
2 hinged double-sided crystal mirror doors,
mirrored sides
Lighting:
– halogen illumination (2 x 20 W)
– light shades, matt white
Body: aluminium, silver anodized
Features:
– 1 pull switch
– 1 shaver socket
– 2 x 3 adjustable glass shelves
Dimensions (w x h x d): 600 x 885 x 143 mm

05604 IP20

Mirror cabinet
3 hinged double-sided crystal mirror doors,
mirrored sides
Lighting:
– halogen illumination (3 x 20 W)
– light shades, matt white
Body: aluminium, silver anodized
Features:
– 1 pull switch
– 1 shaver socket
– 3 x 3 adjustable glass shelves
Dimensions (w x h x d): 1300 x 785 x 143 mm

05602 IP20

Mirror cabinet
2 hinged double-sided crystal mirror doors,
mirrored sides
Lighting:
– halogen illumination (2 x 20 W)
– light shades, matt white
Body: aluminium, silver anodized
Features:
– 1 pull switch
– 1 shaver socket
– 2 x 2 adjustable glass shelves
Dimensions (w x h x d): 800 x 685 x 143 mm

05605 IP20

Mirror cabinet
4 hinged double-sided crystal mirror doors,
mirrored sides
Lighting:
– halogen illumination (4 x 20 W)
– light shades, matt white
Body: aluminium, silver anodized
Features:
– 1 pull switch
– 1 shaver socket
– 4 x 3 adjustable glass shelves
Dimensions (w x h x d): 1600 x 785 x 143 mm

05603 IP20

Mirror cabinet
3 hinged double-sided crystal mirror doors,
mirrored sides
Lighting:
– halogen illumination (3 x 20 W)
– light shades, matt white
Body: aluminium, silver anodized
Features:
– 1 pull switch
– 1 shaver socket
– 3 x 3 adjustable glass shelves
Dimensions (w x h x d): 1000 x 785 x 143 mm



05621/05622/05623



05651



05610

05611



05601



05651



13501



13503



13502



13504

05621/05622/05623

Mirror cabinet

1 hinged double-sided crystal mirror door, optionally opening on left or right, mirrored sides

Body: aluminium, silver anodized

Features:

– 3 adjustable glass shelves

Dimensions (w x h x d):

350 x 600 x 143 mm

350 x 700 x 143 mm

350 x 800 x 143 mm

05601 IP20

Mirror cabinet

2 hinged double-sided crystal mirror doors, mirrored sides

Body: aluminium, silver anodized

Features:

– 1 shaver socket

– 2 x 3 adjustable glass shelves

or

– 3 adjustable glass shelves

without electrics

Dimensions (w x h x d): 600 x 800 x 143 mm

05651 IP24

Mirror cabinet

2 hinged double-sided crystal mirror doors, mirrored sides

Lighting:

– halogen illumination (2 x 20 W)

– light shades, matt white

Body: aluminium, silver anodized

Features:

– 1 pull switch

– 1 shaver socket

– 2 x 3 adjustable glass shelves

Dimensions (w x h x d): 600 x 885 x 143 mm

05651 IP24

Mirror cabinet

2 hinged double-sided crystal mirror doors, mirrored sides

Body: aluminium, silver anodized

Features:

– 1 shaver socket

– 2 x 3 adjustable glass shelves

or

– 3 adjustable glass shelves

without electrics

Dimensions (w x h x d): 600 x 800 x 143 mm

05610

Mirror cabinet

1 hinged double-sided crystal mirror door, optionally opening on left or right, mirrored sides

Body: aluminium, silver anodized

Features:

– 6 adjustable glass shelves

Dimensions (w x h x d): 350 x 1600 x 143 mm

05611

Mirror cabinet

1 hinged double-sided crystal mirror door, optionally opening on left or right, mirrored sides

Body: aluminium, silver anodized

Features:

– 6 adjustable glass shelves

Dimensions (w x h x d): 350 x 1600 x 250 mm

13501 / 13502

Mirror cabinet

2 hinged double-sided crystal mirror doors, mirrored sides

Lighting:

– halogen illumination (2 x 35 W)

Body: aluminium, silver anodized

Features:

– 1 pull switch

– 1 shaver socket

– 3 adjustable glass shelves

– 1 universal tray

– 1 tumbler

– 2 shelf trays

optionally with RDS radio and/or integrated drawers

Dimensions (w x h x d):

600 x 840 x 150 mm

800 x 740 x 150 mm

13503 / 13504

Mirror cabinet

3 hinged double-sided crystal mirror doors, mirrored sides

Lighting:

– halogen illumination (3 x 35 W)

Body: aluminium, silver anodized

Features:

– 1 pull switch

– 1 shaver socket

– 2 x 3 adjustable glass shelves

– 1 universal tray

– 1 tumbler

– 2 shelf trays

optionally with RDS radio and/or integrated drawers

Dimensions (w x h x d):

1000 x 740 x 150 mm

1300 x 740 x 150 mm

Various models, various dimensions: An overview of KEUCO mirror cabinets.
Please consult this table to get an overview of the various formats of KEUCO mirror cabinets.

Mirror cabinets	200	300	350	388	400	448	489	500	505	591	598	600	650	665	700	800	898	900	950	1000	1050	1198	1200	1250	1300	1400	1498	1600	1750
EDITION 11			1												2						1 3					1 4			1
ELEGANCE								1							2				2					3		3			
EDITION 300													1						1						1				
ROYAL 60															1							2					3		
ROYAL REFLEX								1					2		2						3					3			
ROYAL UNIVERSE								1					2		2						3					3			4
ROYAL METROPOL																1				1						1			
ROYAL INTEGRAL						1					1							2						2					2
ROYAL MODULAR*	1	1			1			1																					
ROYAL T1									1						2														
ROYAL T1 INTEGRAL				1			1			1																			
ROYAL 10															2										3				
ROYAL 30			1												2			2				3				3			4
ROYAL 35															2			2				3				3			
ROYAL T2																2			2										

Number of doors

*also available in custom sizes



11195

11195
Crystal mirror
Dimensions (w x h x d):
700 x 610 x 26 mm
1050 x 610 x 26 mm
1400 x 610 x 26 mm
1750 x 610 x 26 mm
2100 x 610 x 26 mm
2450 x 610 x 26 mm
2800 x 610 x 26 mm



11196

11196
Light mirror
2 laterally illuminated side wings,
each pivoting up to 90° with tilting mirror,
concealed pull switch
Lighting:
– fluorescent lamps (4 x 14 W T5)
Dimensions (w x h x d):
1050 x 610 x 68 mm
1400 x 610 x 68 mm
1750 x 610 x 68 mm
2100 x 610 x 68 mm
2450 x 610 x 68 mm
2800 x 610 x 68 mm
3150 x 610 x 68 mm



11198

11198
Light mirror
with integrated shelf,
concealed pull switch
Lighting:
– LED lamps (2 x 6,8 Watt)
Dimensions (w x h x d): 435 x 900 x 128 mm



30095



30096



30095



30096



30496

30095
Crystal mirror
with all round facet cut
Dimensions (w x h):
525 x 960 mm
650 x 650 mm
950 x 650 mm
1250 x 650 mm

30096
Light mirror
with lighting on all sides:
– fluorescent lamps (4 x 14 W T5)
Dimensions (w x h x d): 650 x 650 x 65 mm

30096
Light mirror
with lighting on all sides
Fluorescent lamps/Dimensions (w x h x d):
2 x 14 W T5 and 2 x 21 W T5/ 950 x 650 x 65 mm
2 x 14 W T5 and 2 x 28 W T5/1250 x 650 x 65 mm

30496
Light mirror
with light switch,
with lighting on all sides:
– fluorescent lamps (2 x 14 W T5)
Dimensions (w x h x d): 525 x 960 x 46 mm




11692



11695



11697



11696



11698

11692
Wall light
horizontal or vertical installation,
mirrored front panel, both task lighting and
moodlight, switched separately via room switch,
fluorescent lamps
Illumination/Dimensions (w x h x d):
2 x 14 W T5/700 x 70 x 66 mm
2 x 21 W T5/950 x 70 x 66 mm

11695
Crystal mirror
with all round facet cut
Dimensions (w x h):
360 x 635 mm
700 x 750 mm
950 x 635 mm
1300 x 635 mm


11697
Light mirror
horizontal illumination, mirrored front panel,
both task lighting and mood light,
concealed switches
Lighting:
– fluorescent lamp (1 x 24 W)
Dimensions (w x h x d): 360 x 705 x 66 mm

11696
Light mirror
horizontal illumination, mirrored front panel,
both task lighting and mood light,
switched separately with concealed switches,
Fluorescent lamps/Dimensions (w x h x d):
2 x 14 W T5/ 700 x 820 x 66 mm
2 x 21 W T5/ 950 x 705 x 66 mm
2 x 28 W T5/ 1300 x 705 x 66 mm

11698
Light mirror
vertical illumination, mirrored front panel,
both task lighting and mood light,
switched separately with concealed switches
Lighting:
– fluorescent lamps (4 x 14 W T5)
Dimensions (w x h x d):
700 x 635 x 66 mm
950 x 635 x 66 mm
1300 x 635 x 66 mm



11698



11698



11698



14096



14096

11698
Light mirror
vertical illumination, mirrored front panel,
both task lighting and mood light,
switched separately with concealed switches
Lighting:
– fluorescent lamps (4 x 14 W T5)
Dimensions (w x h x d):
700 x 635 x 66 mm

11698
Light mirror
vertical illumination, mirrored front panel,
both task lighting and mood light,
switched separately with concealed switches
Lighting:
– fluorescent lamps (4 x 14 W T5)
Dimensions (w x h x d):
1050 x 635 x 66 mm

11698
Light mirror
vertical illumination, mirrored front panel,
both task lighting and mood light,
switched separately with concealed switches
Lighting:
– fluorescent lamps (4 x 14 W T5)
Dimensions (w x h x d):
1400 x 635 x 66 mm

14096
Light mirror
vertical illumination, concealed switch,
Lighting:
– fluorescent lamps (2 x 21 W T5)
Dimensions (w x h x d): 500 x 900 x 42 mm

14096
Light mirror
vertical illumination, concealed switch,
Lighting:
– fluorescent lamps (2 x 24 W T5 Seamless)
Dimensions (w x h x d):
650 x 605 x 42 mm
800 x 605 x 42 mm
1000 x 605 x 42 mm
1300 x 605 x 42 mm



07749 / 10095 / 20095



07790



11695



30095

07749 / 10095 / 20095
Crystal mirror
Dimensions (w x h):
220 x 800 mm
350 x 850 mm
430 x 1050 mm
550 x 850 mm
550 x 1050 mm

07790
Crystal mirror
with facet cut and polished edges
Dimensions (w x h):
450 x 800 mm
650 x 900 mm

11695
Crystal mirror
with all round facet cut
Dimensions (w x h):
360 x 635 mm
700 x 750 mm
950 x 635 mm
1300 x 635 mm

30095
Crystal mirror
with all round facet cut
Dimensions (w x h):
525 x 960 mm
650 x 650 mm
950 x 650 mm
1250 x 650 mm



17621



17610

17649



17611



17612



17612



17612



17605



17606



17676


17677



17613



17613



17613

17621
Cosmetic mirror
non illuminated, on wall rail,
adjustable in three dimensions,
mirror single sided, concave,
magnification factor x 5, Ø 212 mm

17621
Cosmetic mirror
illuminated, on wall rail,
adjustable in three dimensions,
mirror single sided, concave,
power supply with adapter (100-240 V)
spiral cord (400 mm) and cable switch
Lighting: 1 x 4.5 Watt LED
(maintenance-free lamps)
Light colour: 6000 kelvin (daylight)
magnification factor x 5, Ø 212 mm

17605
Cosmetic mirror Bella Vista
illuminated, wall model,
with mains connection through wall socket
or helix cable and power plug,
1 x 8 W LED
magnification factor x 3, Ø 218 mm

17610
Cosmetic mirror iLook
illuminated, 4 Mignon AA
batteries necessary for
power supply (batteries included),
magnification factor x 3

Accessories:
chrome-plated ball-joint for wall mounting,
suction cup for fastening to smooth surfaces,
travel bag

17649
Cosmetic mirror
non illuminated, with pivoting arm,
adjustable in three dimensions,
magnification factor x 2.5, Ø 190 mm

17606
Cosmetic mirror Bella Vista
illuminated, table model,
with mains connection through
wall socket (1,70 m),
1 x 8 W LED
magnification factor x 3, Ø 218 mm

17611
Cosmetic mirror iLook
illuminated, chrome-plated wall rail,
height adjustment, tilting angle adjustable,
power supply with adapter (100-240 V)
or in-wall adapter (230 V),
magnification factor x 3

17676
Cosmetic mirror
illuminated, wall model,
optionally with mains connection through wall socket
or with spiral cord and plug,
1 x 8 W energy efficient lamp
magnification factor x 5, Ø 207 mm

17677
Cosmetic mirror
illuminated, table model,
with power lead (1,70 m),
1 x 8 W energy-efficient light lamp
magnification factor x 5, Ø 207 mm

17612
Cosmetic mirror round
non illuminated, wall mounted, on pivoted rail,
adjustable in three dimensions,
mirror single sided, concave,
magnification factor x 5, Ø 212 mm

17613
Cosmetic mirror squared
non illuminated, wall mounted, on pivoted rail,
adjustable in three dimensions,
mirror single sided, concave,
magnification factor x 5,
Exterior measurement: 200 x 200 mm

17612
Cosmetic mirror round
illuminated, wall mounted, on pivoted rail,
adjustable in three dimensions,
mirror single sided, concave,
power supply with adapter (100-240 V)
spiral cord (400 mm) and cable switch,
Lighting: 1 x 4.5 Watt LED
(maintenance-free lamps)
Light colour: 6000 kelvin (daylight)
magnification factor x 5, Ø 212 mm

17613
Cosmetic mirror squared
illuminated, wall mounted, on pivoted rail,
adjustable in three dimensions,
mirror single sided, concave,
power supply with adapter (100-240 V)
spiral cord (400 mm) and cable switch,
Lighting: 1 x 4.5 Watt LED
(maintenance-free lamps)
Light colour: 6000 kelvin (daylight)
magnification factor x 5,
Exterior measurement: 200 x 200 mm

17612
Cosmetic mirror round
illuminated, wall mounted, on pivoted rail,
adjustable in three dimensions,
mirror single sided, concave,
power supply with in-wall adapter (100-240 V)
and spiral cord (400 mm),
Lighting: 1 x 4.5 Watt LED
(maintenance-free lamps)
Standby consumption: < 0.5 Watt
Light colours: from 3200 kelvin (warm white)
to 6000 kelvin (daylight)
glass with touch sensor technology
magnification factor x 5, Ø 212 mm

17613
Cosmetic mirror squared
illuminated, wall mounted, on pivoted rail,
adjustable in three dimensions,
mirror single sided, concave,
power supply with in-wall adapter (100-240 V)
and spiral cord (400 mm),
Lighting: 1 x 4.5 Watt LED
(maintenance-free lamps)
Standby consumption: < 0.5 Watt
Light colours: from 3200 kelvin (warm white)
to 6000 kelvin (daylight)
glass with touch sensor technology
magnification factor x 5,
Exterior measurement: 200 x 200 mm

In accordance with our manufacturer's guarantee declaration, we assume a guarantee of five years for our products, provided that the product was verifiably purchased and installed by a franchised trade dealer.

The guarantee period commences with the date of delivery ex works. The statutory warranty period is included in the guarantee period. This guarantee excludes electrical components and light bulbs.

The extraordinary surface characteristics and extremely fine colour nuances of our products can only be reproduced to a certain degree in print. Only the original KEUCO products, which can be viewed in sanitary trade dealers' showrooms, can provide you with an optimum impression.

Reproduction and copying, even if only excerpts, are only permitted by explicit permission of the manufacturer, and with the inclusion of source information
KEUCO GmbH & Co. KG, Postfach 1365, D-58653 Hemer

We reserve the right to make engineering changes for the purpose of improvement, as well as colour and design changes that are deemed necessary. Errors and omissions excepted.

Our articles are sold exclusively through sanitary wholesale.

Concept, design, text and lithography: KONTRAST Communication Services GmbH, Düsseldorf
Photography: Christian Stoll, Düsseldorf; Thomas Krüsselmann, Viersen;
Markus Meuthen, Düsseldorf; Stephan Schacher, New York; Eva Gaida, Aalen;
Casa, Münster; provideo & fototeam, Menden
Printing: Meinders & Elstermann GmbH & Co. KG, Belm, Osnabrück
Printed on GALAXI Keramik. Supplied by Papier Union.

For more information please visit www.keuco.de